

**34th Annual**



**AUGUST 23 - SEPTEMBER 15, 2013**

**For Men and Women**

**50 Years and Older**

Visit Us on Facebook

Register Online at  
[www.wiseniorolympics.com](http://www.wiseniorolympics.com)



# Wisconsin Senior Olympics

For Men & Women 50 Years and Older

Competitions held  
August 23 — September 15, 2013

## Events

- |   |   |  |
|---|---|--|
| <ul style="list-style-type: none"> <li>• Archery</li> <li>• Badminton</li> <li>• Basketball</li> <li>• Bowling</li> <li>• Cycling</li> <li>• Free-throw Shooting</li> <li>• Golf</li> <li>• Horseshoes</li> </ul> | <ul style="list-style-type: none"> <li>• Lawn Bowling</li> <li>• Pickleball</li> <li>• Powerlifting</li> <li>• Race Walking</li> <li>• Racquetball</li> <li>• 5K Run/Walk Race</li> <li>• Shuffleboard</li> <li>• Softball</li> </ul> | <ul style="list-style-type: none"> <li>• Swimming</li> <li>• Table Tennis</li> <li>• Tennis</li> <li>• Track &amp; Field</li> <li>• Triathlon</li> <li>• Volleyball</li> </ul> |
|---|---|--|



**For more information or to register contact:**

Wisconsin Senior Olympics  
Phone: (262) 424-2149  
E-mail: [info@wiseniorolympics.com](mailto:info@wiseniorolympics.com)  
Website: [www.wiseniorolympics.com](http://www.wiseniorolympics.com)

Volunteers are needed for each sporting event.

Please contact us to learn how you can get involved.

Sponsored by:



The Cordon Family Foundation





# WISCONSIN SENIOR OLYMPICS

Competition for Fun and Fitness!



## About Us

The purpose of the Senior Olympics, a 501 (c) (3), tax exempt non-profit organization, is to provide Wisconsin's older adults, men and women age 50 and over, the opportunity to improve their overall fitness and wellness through recreational, social and competitive events.

The purpose of the Senior Olympics is to provide Wisconsin's older adults, men and women age 50 and over, the opportunity to improve their overall fitness and wellness through recreational, social and competitive events.

The program is organized, governed and conducted by an all volunteer board of directors which meets once a month. In addition there are seven standing committees, Budget & Finance, Brochure & Registration, Marketing & Public Relations, Opening Ceremony, Games Coordinating, Awards & Recognition and Hall of Fame, which meet as often as necessary.

Wisconsin Senior Olympics began as a vision of the late Betty Dick, then director of the Washington Park Senior Center in Milwaukee. While visiting in California Dick observed a Senior Olympics competition and thought such an event would be great for Wisconsin senior athletes. The first organizational meeting took place in July, 1979 with representatives from several recreation departments from Milwaukee and Waukesha counties.

With a \$3,700.00 donation from State Central Credit Union the organization had the funding to develop the first Wisconsin Senior Olympic Games. These Games were held in September, 1980 at various venues in the Milwaukee and Waukesha area and drew 300 participants.

Events were: golf, bowling, swimming, track and field, basketball, table tennis, basketball free-throw, jarts, baitcasting, dartball, rope skipping, Frisbee toss, softball throw and billiards.

Over the years various events have been added and dropped from the program. Currently offered are: archery, badminton, 3 on 3 Half Court basketball, basketball free-throw, bowling, cycling, golf, horseshoes, lawn bowling, race walk, racquetball, 5K road race, shuffleboard, softball, swimming, table tennis, tennis, track and field, triathlon and volleyball.

Local Games are held annually and National Games are run bi-annually.

In order to participate in the National Games athletes must compete in the local qualifying games and also must meet certain qualifying standards for each sport/event as specified by the National Senior Games Association.

Except for basketball free-throw and horseshoes, competitions are scored in 5 year age divisions. Swimming is further divided into Masters and Novice events. Medals are awarded for first through third place. Athletes may participate in an unlimited number of sports.



# HISTORY

## History of the NSGA

In 1985 in St. Louis, MO, a group of seven men and women formed the original leadership for what was initially known as the National Senior Olympics Organization (NSOO). The vision: to promote healthy lifestyles for adults through education, fitness and sport.

In the fall of 1985 they hosted a meeting of individuals who were currently conducting games for seniors in their 33 states. That group planned the first National Senior Olympic Games, held in 1987 in St. Louis. The games were a great success with 2,500 competitors. The NSOO was formalized during the games with a Board of Directors elected, articles of incorporation filed in the State of Missouri and by-laws adopted. Over 100,000 spectators viewed the first Games ceremonies featuring Bob Hope at the St. Louis Riverfront Arch.

The second National Games also took place in St. Louis in 1989, hosting 3,500 seniors and were covered by the New York Times, ESPN and Good Morning America.

In 1990 an agreement was reached with the United States Olympic Committee based on their objection to the use of the term Olympic in the organization's corporate name and the name was changed to the U.S. National Senior Sports Organization, and the organization began working under the name National Senior Games Association. The organization continued to name its signature event the National Senior Games - The Senior Olympics and, through a grandfather clause, States that were using the name Senior Olympics at the time of the USOC agreement were allowed to continue that privilege.

The NSGA exists today as a non-profit organization dedicated to motivating active adults to lead a healthy lifestyle through the senior games movement.

The Games, a 19-sport, biennial competition for men and women 50 and over, is the largest multi-sport event in the world for seniors. Those core sports are as follows:

<b>Sport</b>	<b>Events</b>
Archery	Compound Fingers/Compound Release/Recurve/ Barebow Compound Fingers/Barebow Recurve
Badminton	Singles/Doubles/Mixed Doubles
Bowling	Singles/Doubles/Mixed Doubles
Cycling	5K/10K (Time Trials),

	20K/40K (Road Races)
Golf	54-hole Scratch Play
Horseshoes	Singles
Pickleball	Singles/Doubles/Mixed Doubles
Race Walk	1500M/ 5K
Racquetball	Singles/Doubles
Road Race	5K/10K
Shuffleboard	Singles/Doubles
Swimming (short course yds.)	Backstroke: 50, 100, 200-Y; Breaststroke: 50, 100, 200-Y; Butterfly: 50, 100-Y; Freestyle: 50, 100, 200, 500-Y; Individual Medley: 100, 200-Y
Table Tennis	Singles/Doubles/Mixed Doubles
Tennis	Singles/Doubles/Mixed Doubles
Track & Field	50, 100, 200, 400, 800, 1500M; Discus, Hammer, High Jump, Javelin, Long Jump, Pole Vault, Shot Put, Triple Jump
Triathlon	400M Swim, 20K Cycle, 5K Run

**Team Sports:** Basketball, Softball, Volleyball

NSGA Member Organizations hold annual games with qualifying competitions in the year preceding The Games. Athletes that meet specific criteria while participating in the State Senior Games qualify to participate. To date, the NSGA has held 13 summer national championships. The cities and the approximate number of athletes are noted below.

<b>Year</b>	<b>Host City</b>	<b># of Sports</b>	<b># of Athletes</b>
1987	St. Louis, MO	15	2,500
1989	St. Louis, MO	16	3,400
1991	Syracuse, NY	18	5,000
1993	Baton Rouge, LA	18	7,200
1995	San Antonio, TX	18	8,200
1997	Tucson, AZ	18	10,300
1999	Orlando, FL	18	12,000
2001	Baton Rouge, LA	18	8,700*
2003	Hampton Roads, VA	18	10,700
2005	Pittsburgh, PA	18	11,000
2007	Louisville, KY	18	12,000
2009	Palo Alto, CA	18	10,000
2011	Houston, TX	18	10,100
2013	Cleveland, OH	19	

\*Reflects more stringent qualifying standards



## WINTER NATIONAL SENIOR GAMES

### History of the Winter National Senior Games

In 2000, the NSGA added The Winter National Senior Games which provided an opportunity for a different population of senior athletes to compete in a national sporting event. The Games also provided state senior games athletes the opportunity to compete in both summer and winter sports on a national level.

The inaugural Winter National Senior Games were held February 28 through March 3, 2000, in Lake Placid, NY with 265 athletes from 22 states competing in five winter sports (alpine skiing, cross country skiing, curling, ice hockey, and snowshoeing).

In 2002, Hockey Championships were added to the event, and held at Lake Placid, NY in January. Twenty-three teams from nine states participated in the event held at the Lake Placid Olympic Center, site of the 1980 Winter Olympic Games and the United States' "Miracle on Ice."

The second Hockey Championships were held January 17-21, 2003 at the Amherst Pepsi Center in Buffalo, NY. In 2004, the Hockey Championships moved west to the Schwan Super Rink in Blaine, Minnesota.

The annual Hockey Championships were added to the Winter Games making it into a multi-sport event held in the fall. The other sports offered as part of the Winter games were Ice Hockey, Pickleball, Team Bowling, Team Golf and Team Curling.

<b>YEAR</b>	<b>LOCATION</b>	<b># OF ATHLETES</b>
2000	Lake Placid, NY	265
2001	Cancelled due to 9/11	0
2002	Lake Placid, NY	240
2003	Buffalo, NY	640
2004	Blaine, MN	560
2005	Blaine, MN	440
2006	Blaine, MN	500

2007	Blaine, MN	420
2008	Providence, RI	500
2009	Ft. Lauderdale, FL	410
2010	Rochester, NY	260
2011	Rochester, NY	250

# Sponsors & Volunteers

Please help us show our appreciation by patronizing the following businesses:



## Hitters SportsPlex

3170 Deming Way  
Middleton, WI 53562  
manager: Joel

*Thanks to Hitters for allowing us the use of the facility Friday through Sunday evening.*



## Home Depot

2425 East Springs Drive  
Madison, WI 53704  
manager: Jeremy

*Thanks to Home Depot for loaning the plywood on which we placed the folding chairs.*



## Office Max

2420 East Springs Drive  
Madison, WI 53704  
manager: Jennifer

*Thanks to OfficeMax for providing a 50% discount on our printing.*

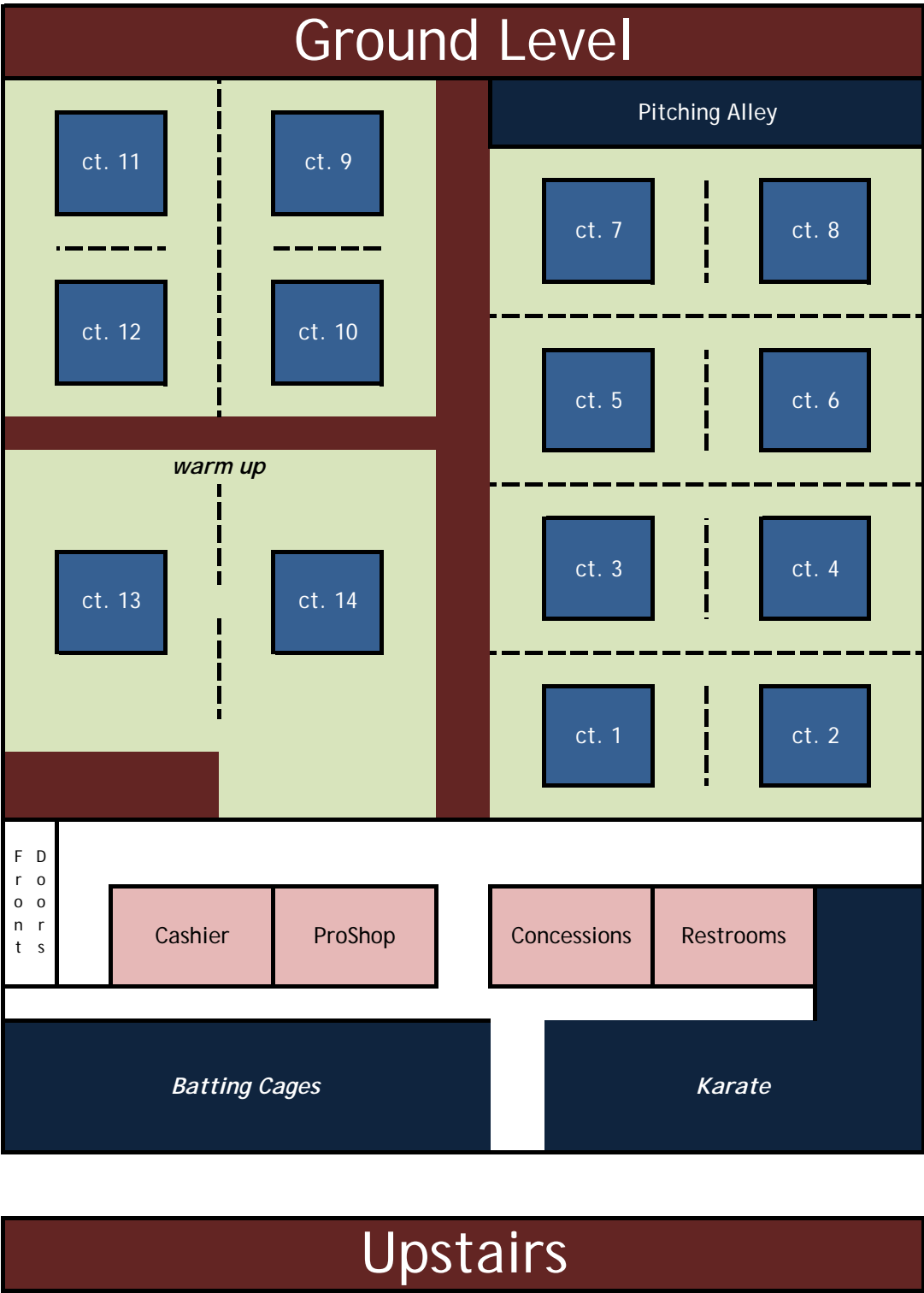


*Thanks to all the volunteers that assisted with:*

- check-in
- net set-up
- putting up and taking down chairs
- court lining
- picture taking
- award presentations







- \* restrooms
- \* locker rooms/showers
- \* viewing area
- \* administrative offices

Exercise equipment/Weight Room is for the exclusive use of Hitters Club members.





## Kirk Lingner

Mr. Lingner is an accomplished Pickleball player and instructor. He began his career under the tutelage of Jim Wright and Dale Alles—each renowned players from The Villages. His credentials include a national rating of 4.0 (though some argue he should be playing 4.5), several state championships in Men's Doubles and Singles along with 1<sup>st</sup> - 3<sup>rd</sup> finishes in nearly all regional tournaments in both men's and mixed doubles. His teaching credentials include an Advanced Techniques Course for the *American Turners* ([www.AmericanTurners.com](http://www.AmericanTurners.com)), Introduction to Pickleball for *Madison Sports and Community Recreation* ([www.MSCR.org](http://www.MSCR.org)), worked with *Shape Up US* ([www.shapeupus.org](http://www.shapeupus.org)) to promote Pickleball during their annual health and wellness fitness symposium in St. Louis and most recently is teaching an introductory course for the *Barrington Park District* ([www.BarringtonParkDistrict.org](http://www.BarringtonParkDistrict.org)).

He is the Club Pro at *Hitters SportsPlex* ([www.HittersSports.com](http://www.HittersSports.com)), the largest indoor Pickleball complex in the Midwest, a program he co-founded where he offers private lessons, group clinics and tournaments. His passion for the sport and technical knowledge of the game, rules and equipment has made him one of the top recognized players in the region. He has recently been featured on television and is published often in the national newsletter. Mr. Lingner served as an Ambassador for the USAPA serving Wisconsin and Illinois from 2011-2013. He is co-chair of the 2013 Wisconsin Senior Olympics Committee that orchestrated and hosted the Pickleball events and will chair the 2014 season.

In addition to playing and instructing, Mr. Lingner also operates his own company that professionally lays out and stripes courts, indoors and outdoors. Some of his clients include Barrington Park District, City of Des Plaines, Hitters SportsPlex, Illinois Turner Camp, Sun Prairie, Town of Westport, and private residences.

Through his Pro Shop, he offers the full line of Pro-Lite paddles, Pickleball, Inc. paddles, Onix and Kramer (Cosom) balls and USAPA nets as well as provides technical advice on proper equipment selection.

He currently resides in Cary, IL with his wife and two sons. You can contact him at:

**Kirk E. Lingner**  
**Ambassador and Club Pro**  
(e) [IlliniPickleball@gmail.com](mailto:IlliniPickleball@gmail.com)  
(c) 815.354.8961

[www.HittersSports.com](http://www.HittersSports.com)  
(e) [kirk@HittersSports.com](mailto:kirk@HittersSports.com)  
(o) 608.833.4488

# 2013 Wisconsin Senior Olympics

## Women's Doubles

*signifies medal awarded*

### Age Bracket: 50-59

Round Robin / 1 game = 15 by 1

5 games  
75 pts.

Team No.	Athlete	Gender	DOB	Age	Bracket	State	Overall Ranking	State Ranking
1	UVODICH, LAVERNE	F	7/21/1954	59	50	IL	2	0
	WILSON, KRISTEN	F	4/13/1961	52		IL		
2	AZEKA, JOAN	F	10/4/1954	59	55	IL	1	0
	YANDELL, DEBI	F	7/17/1956	57		IL		
3	DOMBROWSKI, SUE	F	9/13/1958	55	55	WI	3	1
	FOCHESATO, PAULA	F	5/31/1952	61		MI		
4	DUDZEK, JAN	F	6/15/1948	65	55	WI	5	3
	GRULKE, PAT	F	9/16/1954	59		WI		
5	MARUYAMA, LIZ	F	9/24/1952	61	55	IL	6	0
	SERVAIS, KRISTINE	F	12/9/1954	59		IL		
6	PAAR, DONNA	F	1/26/1956	57	55	WI	4	2
	SPONHOLTZ, KATHY	F	4/20/1954	59		WI		
7	FOSDICK, CAROL	F	<del>2/2/1958</del>	<del>55</del>	55	<del>WI</del>	#N/A	#N/A
	STRICKER, LAURIE	F	6/22/1958	55		WI		

### Age Bracket: 60-64

Round Robin / 1 game = 15 by 1

6 games  
90 pts.

Team No.	Athlete	Gender	DOB	Age	Bracket	State	Overall Ranking	State Ranking
8	AULIZIA, NANCY	F	3/9/1945	68	60	MN	7	0
	SWANSON, KARIN	F	3/22/1951	62		MN		
9	BALLARD, JOYCE	F	11/12/1949	64	60	WI	5	4
	RACE, KAREN	F	7/13/1944	69		WI		
10	CHIMINO, DONNA	F	3/4/1953	60	60	IL	1	0
	WALKER, SUE	F	1/8/1953	60		IL		
11	COURTIS, VIRGINIA	F	4/21/1949	64	60	WI	6	5
	RANKINS, PATRICIA	F	12/11/1952	61		FL		
12	DAVIS, DONNA	F	2/19/1949	64	60	WI	2	1
	HAMMERLE, CAROL	F	12/5/1948	65		IL		
13	HARASHA, CARLEEN	F	10/2/1950	63	60	WI	4	3
	KNAK, LYNN	F	6/8/1950	63		WI		
14	HARRISON, ANN	F	3/25/1950	63	60	WI	3	2
	WEISSE, PATTY	F	6/22/1951	62		WI		

# 2013 Wisconsin Senior Olympics

## Women's Doubles

*signifies medal awarded*

### Age Bracket: 65-74

Double Round Robin / 1 game = 15 by 1

6 games  
90 pts.

Team No.	Athlete	Gender	DOB	Age	Bracket	State	Overall Ranking	State Ranking
15	BRUNER, BERNADETTE	F	9/25/1948	65	65	WI	3	2
	JOHNSON, MARSHA	F	8/20/1944	69		WI		
16	CLEMENS, LYNDON	F	5/4/1939	74	65	WI	1	1
	JERG, KAREN	F	12/20/1948	65		WI		
17	GOKE, JANE	F	11/4/1944	69	65	MN	2	0
	SANDVICK, DIANNE	F	4/24/1942	71		MN		
18	CORNELIUS, JUDITH	F	10/15/1942	71	70	WI	4	3
	LEWCOCK, ELIZABETH	F	10/7/1943	70		WI		

# Women's Doubles 50-59

- 1 Find your team number on the top.
- 2 Keep moving down until you reach the row of your opponent's team number.
- 3 Enter your score.

For games that were won by two, winner should mark 15 or 11; loser marks 13 or 9.

		Your Team					
Team #		1	2	3	4	5	6
Your Opponent	1		15	13	4	2	9
	2	8		15	2	0	6
	3	15	11		4	2	15
	4	15	15	15		5	2
	5	15	15	15	15		15
	6	15	15	10	15	9	
Games won:		4	4	3	2	0	2
Total Points:		68	71	68	40	18	47

# Women's Doubles 60-64

- 1 Find your team number on the top.
- 2 Keep moving down until you reach the row of your opponent's team number.
- 3 Enter your score.

For games that were won by two, winner should mark 15 or 11; loser marks 13 or 9.

		Your Team						
Team #		8	9	10	11	12	13	14
Your Opponent	8		15	15	15	15	15	15
	9	6		15	2	15	15	15
	10	2	4		2	4	4	7
	11	11	15	15		15	15	15
	12	8	3	15	3		9	7
	13	2	7	15	1	15		15
	14	7	14	15	4	15	8	
Games won:		0	2	6	1	5	3	4
Total Points:		36	58	90	27	79	66	74



# Women's Doubles 65-74

- 1 Find your team number on the top.
- 2 Keep moving down until you reach the row of your opponent's team number.
- 3 Enter your score.

For games that were won by two, winner should mark 15 or 11; loser marks 13 or 9.

		Your Team										
		Team #	15	16	17	18		15	16	17	18	
Your Opponent	15			15		15				15		8
	16		11			13		3		13		0
	17		10		15			6	15			1
	18		15		15		15		15		15	
Games won:								2	6	4		0
Total Points:								60	90	86		27

# 2013 Wisconsin Senior Olympics

## Men's Doubles

*signifies medal awarded*

### Age Bracket: 50-59

Round Robin / 1 game = 15 by 1

9 games  
135 pts.

Team No.	Athlete	Gender	DOB	Age	Bracket	State	Overall Ranking	State Ranking
19	FREDERICKSON, PAUL	M	5/5/1951	62	50	WI	10	6
	HUFFMAN, STEPHEN	M	7/3/1962	51		WI		
20	BALDWIN, RICHARD	M	11/11/1948	65	55	IL	6	0
	KINSER, DAVID	M	7/26/1958	55		IL		
21	BENRUD, MICHAEL	M	9/14/1947	66	55	WI	7	3
	RANKINS, JEFF	M	9/10/1955	58		WI		
22	DAWSON, DOUG	M	10/15/1955	58	55	IL	2	0
	HOFEDITZ, DANIEL	M	11/15/1946	67		IL		
23	GRULKE, AL	M	8/30/1954	59	55	WI	8	4
	UNGER, CHRIS	M	11/20/1957	56		WI		
24	HANDY, JACK	M	9/5/1952	61	55	IL	3	0
	WAGNER, ROY	M	3/16/1954	59		IL		
25	MARCELLE, DARRELL	M	9/2/1948	65	55	WI	4	1
	MILLER, GARY	M	8/6/1955	58		WI		
26	NOVAK, JOSEPH	M	9/19/1957	56	55	WI	9	5
	RAETHER, MARK	M	5/8/1951	62		WI		
27	PELNAR, PAUL	M	1/24/1951	62	55	WI	5	2
	ZASTOUPIL, GARY	M	7/9/1956	57		WI		
28	SAN GABRIEL, NILO	M	2/20/1954	59	55	IL	1	0
	WALKER, RICH	M	4/16/1953	60		IL		
29	FOSDICK, MICHAEL	M	7/9/1955	58	55	WI	11	7
	STRICKER, MIKE	M	1/31/1957	56		WI		

# 2013 Wisconsin Senior Olympics

## Men's Doubles

*signifies medal awarded*

### Age Bracket: 60-64

Round Robin / 1 game = 15 by 1

8 games  
120 pts.

Team No.	Athlete	Gender	DOB	Age	Bracket	State	Overall Ranking	State Ranking
30	BALEY, BRAD	M	6/16/1946	67	60	WI	5	3
	PALMBREN, JOHN	M	1/21/1950	63		WI		
31	BARBER, JOHN	M	2/5/1948	65	60	MN	9	0
	FOCHESATO, RANDALL	M	3/11/1950	63		MI		
32	CARLSON, LYNN	M	9/27/1942	71	60	IL	1	0
	CHIMINO, LENNY	M	5/10/1950	63		IL		
33	FRAUSTO, JESSE	M	8/5/1949	64	60	WI	7	5
	LAU, MARK	M	12/14/1946	67		WI		
34	FREED, JOHN	M	12/17/1944	69	60	IL	2	0
	MEYER, TED	M	12/15/1949	64		IL		
35	HARRISON, KENT	M	8/4/1950	63	60	WI	4	2
	NICK, WILLIAM	M	8/19/1953	60		WI		
36	MEDENDORP, KENNETH	M	10/18/1951	62	60	WI	3	1
	SULLIVAN, PETER	M	7/21/1948	65		WI		
37	NELSON, TODD	M	11/16/1951	62	60	WI	6	4
	PAAR, MICHAEL	M	12/24/1951	62		WI		
38	REIFSNYDER, WILLIAM	M	4/17/1944	69	60	WI	8	6
	WEISSE, MARK	M	3/30/1950	63		WI		

# 2013 Wisconsin Senior Olympics

## Men's Doubles

*signifies medal awarded*

### Age Bracket: 65-69

Double Round Robin / 1 game = 15 by 1

6 games  
90 pts.

Team No.	Athlete	Gender	DOB	Age	Bracket	State	Overall Ranking	State Ranking
39	AULIZIA, MARK	M	6/26/1945	68	65	MN	3	0
	GOKE, CURT	M	12/14/1945	68		MN		
40	CONRADI, JEFF	M	7/8/1947	66	65	MN	2	2
	ZAGRZEBSKI, RALPH	M	4/30/1944	69		WI		
41	FRY, BOB	M	10/27/1948	65	65	WI	1	1
	HERMES, MICHAEL	M	1/19/1940	73		WI		
42	MALLMANN, LOUIS	M	2/12/1941	72	65	WI	4	3
	MATTHEWS, JOHN	M	3/30/1948	65		WI		

### Age Bracket: 70-79

Round Robin / 1 game = 15 by 1

5 games  
75 pts.

Team No.	Athlete	Gender	DOB	Age	Bracket	State	Overall Ranking	State Ranking
43	BOHMAN, GENE	M	10/28/1942	71	70	WI	5	4
	MONDLOCH, WILLIAM	M	4/27/1936	77		WI		
44	GLEISS, GERALD	M	10/10/1943	70	70	WI	2	1
	MCCAFFREY, BOB	M	2/8/1938	75		WI		
45	JOSEPHS, ED	M	8/4/1943	70	70	WI	3	2
	MCCORMICK, JOHN	M	8/21/1942	71		WI		
46	MARKS, JACK	M	1/1/1943	70	70	WI	4	3
	ROLLEFSON, CHUCK	M	1/1/1943	70		WI		
47	BRIDGER, CLYDE	M	6/23/1931	82	75	WI	6	2
	KEMPFER, JIM	M	8/25/1938	75		WI		
48	RIESEN, DICK	M	7/25/1938	75	75	WI	1	1
	SHERRILL, MARVIN	M	3/25/1934	79		WI		

# Men's Doubles 50-59

- 1 Find your team number on the top.
- 2 Keep moving down until you reach the row of your opponent's team number.
- 3 Enter your score.

For games that were won by two, winner should mark 15 or 11; loser marks 13 or 9.

		Your Team										
Team #		19	20	21	22	23	24	25	26	27	28	
Your Opponent	19		15	15	15	15	15	15	15	15	15	
	20	5		15	15	5	10	15	10	15	15	
	21	10	13		15	4	15	15	7	15	15	
	22	3	2	3		3	11	4	11	5	15	
	23	6	15	15	15		15	12	5	9	15	
	24	5	15	11	15	13		9	8	10	15	
	25	3	3	7	15	15	15		8	9	15	
	26	12	15	15	15	15	15	15		15	15	
	27	12	14	3	15	15	15	15	15	5		15
	28	9	12	11	12	1	8	11	2	12		
Games won:		0	4	4	8	4	6	5	1	4	9	
Total Points:		65	104	95	132	86	119	111	71	105	135	

# Men's Doubles 60-64

- 1 Find your team number on the top.
- 2 Keep moving down until you reach the row of your opponent's team number.
- 3 Enter your score.

For games that were won by two, winner should mark 15 or 11; loser marks 13 or 9.

		Your Team									
Team #		30	31	32	33	34	35	36	37	38	
Your Opponent	30		5	15	12	15	15	15	6	8	
	31	15		15	15	15	15	15	15	15	
	32	2	1		2	2	0	3	2	0	
	33	15	9	15		15	15	15	15	8	
	34	11	0	15	2		8	13	10	0	
	35	9	2	15	1	15		9	15	3	
	36	9	9	15	3	15	15		9	3	
	37	15	4	15	2	15	9	15		9	
	38	15	5	15	15	15	15	15	15	15	
Games won:		4	0	8	2	7	5	5	4	1	
Total Points:		91	35	120	52	107	92	100	87	46	

# Men's Doubles 65-69

- 1 Find your team number on the top.
- 2 Keep moving down until you reach the row of your opponent's team number.
- 3 Enter your score.

For games that were won by two, winner should mark 15 or 11; loser marks 13 or 9.

		Your Team									
		Team #	39	40	41	42		39	40	41	42
Your Opponent	39			13	15	0			15	15	3
	40	15			15	2		13		14	3
	41	7	3			5		7	15		4
	42	15	15	15				15	15	15	
Games won:								3	4	5	0
Total Points:								72	76	89	17

# Men's Doubles 70-79

- 1 Find your team number on the top.
- 2 Keep moving down until you reach the row of your opponent's team number.
- 3 Enter your score.

For games that were won by two, winner should mark 15 or 11; loser marks 13 or 9.

		Your Team							
		Team #	43	44	45	46		47	48
Your Opponent	43			15	15	15		1	15
	44	4			4	6		4	15
	45	12	15			12		2	15
	46	3	15	15				8	15
	47	15	15	15	15				15
	48	7	11	13	4			7	
Games won:			1	4	3	2		0	5
Total Points:			41	71	62	52		22	75



# 2013 Wisconsin Senior Olympics

## Mixed Doubles

*signifies medal awarded*

### Age Bracket: 50-54

Double Round Robin / 1 game = 15 by 1

6 games  
90 pts.

Team No.	Athlete	Gender	DOB	Age	Bracket	State	Overall Ranking	State Ranking
49	DOMBROWSKI, SUE	F	9/13/1958	55	50	WI	1	1
	GEREN, LANCE	M	12/20/1961	52		WI		
50	KOTOWSKA, ELISABETH	F	11/22/1947	66	50	WI	4	2
	JENKS, KEN	M	4/19/1963	50		WI		
51	KULICK, KATHLEEN	F	2/24/1963	50	50	IL	2	0
	KULICK, PAUL	M	6/23/1961	52		IL		
52	KENNEDY, MELISSA	F	4/23/1963	50	50	IL	3	0
	REED, JOHN	M	12/27/1955	58		IL		

### Age Bracket: 55-59

Round Robin / 1 game = 15 by 1

7 games  
105 pts.

Team No.	Athlete	Gender	DOB	Age	Bracket	State	Overall Ranking	State Ranking
53	AZEKA, JOAN	F	10/4/1954	59	55	IL	2	0
	WAGNER, ROY	M	3/16/1954	59		IL		
54	MOORE, MARGARET	F	4/5/1956	57	55	IL	5	0
	BALDWIN, RICHARD	M	11/11/1948	65		IL		
55	FOSDICK, CAROL	F	2/2/1958	55	55	WI	1	1
	FOSDICK, MICHAEL	M	7/9/1955	58		WI		
56	GRULKE, PAT	F	9/16/1954	59	55	WI	8	0
	GRULKE, AL	M	8/30/1954	59		WI		
57	YANDELL, DEBI	F	7/17/1956	57	55	IL	3	0
	HANDY, JACK	M	9/5/1952	61		IL		
58	PAAR, DONNA	F	1/26/1956	57	55	WI	4	2
	PAAR, MICHAEL	M	12/24/1951	62		WI		
59	RANKINS, PATRICIA	F	12/11/1952	61	55	FL	7	0
	RANKINS, JEFF	M	9/10/1955	58		WI		
60	STRICKER, LAURIE	F	6/22/1958	55	55	WI	6	3
	STRICKER, MIKE	M	1/31/1957	56		WI		

# 2013 Wisconsin Senior Olympics

## Mixed Doubles

*signifies medal awarded*

**Age Bracket: 60-64**

Pooled Round Robin / 1 game = 15 by 1 \*

5 games

75 pts.

Overall  
Ranking

State  
Ranking

Team No.	Athlete	Gender	DOB	Age	Bracket	State	Overall Ranking	State Ranking
<b>Red (R) Pool</b>								
62	SWANSON, KARIN	F	3/22/1951	62	60	MN	6	0
	BARBER, JOHN	M	2/5/1948	65		MN		
63	COURTIS, VIRGINIA	F	4/21/1949	64	60	WI	7	5
	BENRUD, MICHAEL	M	9/14/1947	66		WI		
65	DAVIS, DONNA	F	2/19/1949	64	60	WI	1	1
	HERMES, MICHAEL	M	1/19/1940	73		WI		
66	FOCHESATO, PAULA	F	5/31/1952	61	60	MI	4	3
	REIFSNYDER, WILLIAM	M	3/11/1950	63		WI		
68	HARRISON, ANN	F	3/25/1950	63	60	WI	5	4
	HARRISON, KENT	M	8/4/1950	63		WI		
69	MARUYAMA, LIZ	F	9/24/1952	61	60	IL	10	0
	MARUYAMA, DON	M	3/18/1953	60		IL		
<b>White (W) Pool</b>								
61	BALLARD, JOYCE	F	11/12/1949	64	60	WI	11	8
	MCCAFFREY, BOB	M	2/8/1938	75		WI		
64	BIDLINGMAIER, JILL	F	11/26/1950	63	60	WI	9	7
	BIDLINGMAIER, JIM	M	3/12/1946	67		WI		
67	HARASHA, CARLEEN	F	10/2/1950	63	60	WI	8	6
	ZILLMER, JIM	M	2/15/1946	67		WI		
70	WALKER, SUE	F	1/8/1953	60	60	IL	2	0
	WALKER, RICH	M	4/16/1953	60		IL		
71	WEISSE, PATTY	F	6/22/1951	62	60	WI	3	2
	WEISSE, MARK	M	3/30/1950	63		WI		

\* top (3) teams in each pool will have a single elimination playoff against one another of one game to 15 by 2.

# 2013 Wisconsin Senior Olympics

## Mixed Doubles

*signifies medal awarded*

### Age Bracket: 65-69

Pooled Round Robin / 1 game = 15 by 1 \*

4 games  
60 pts.

Overall  
Ranking

State  
Ranking

Team No.	Athlete	Gender	DOB	Age	Bracket	State	Overall Ranking	State Ranking
<b>Red (R) Pool</b>								
73	BERKLEY, KATHRYN	F	4/18/1946	67	65	WI	2	1
	BALEY, BRAD	M	6/16/1946	67		WI		
77	DUDZEK, JAN	F	6/15/1948	65	65	WI	6	4
	SULLIVAN, PETER	M	7/21/1948	65		WI		
78	HAMMERLE, CAROL	F	12/5/1948	65	65	IL	3	2
	FRY, BOB	M	10/27/1948	65		WI		
79	RACE, KAREN	F	7/13/1944	69	65	WI	10	6
	GLEISS, GERALD	M	10/10/1943	70		WI		
81	JERG, KAREN	F	12/20/1948	65	65	WI	7	5
	LUEHRING, WARREN	M	5/12/1946	67		WI		

### White (W) Pool

72	AULIZIA, NANCY	F	3/9/1945	68	65	MN	8	0
	AULIZIA, MARK	M	6/26/1945	68		MN		
74	BRUNER, BERNADETTE	F	9/25/1948	65	65	WI	5	3
	ZAGRZEBSKI, RALPH	M	4/30/1944	69		WI		
75	SANDVICK, DIANNE	F	4/24/1942	71	65	MN	9	0
	CONRADI, JEFF	M	7/8/1947	66		MN		
76	CRIDLAND, ELVIRA	F	11/29/1941	72	65	IL	4	0
	GRABA, BILL	M	5/2/1947	66		IL		
80	GOKE, JANE	F	11/4/1944	69	65	MN	1	0
	GOKE, CURT	M	12/14/1945	68		MN		

\* top (3) teams in each pool will have a single elimination playoff against one another of one game to 15 by 2.

### Age Bracket: 70-74

Double Round Robin / 1 game = 15 by 1

4 games  
60 pts.

Overall  
Ranking

State  
Ranking

Team No.	Athlete	Gender	DOB	Age	Bracket	State	Overall Ranking	State Ranking
82	CLEMENS, LYNDON	F	5/4/1939	74	70	WI	2	2
	RASMUSSEN, ELROY	M	6/25/1940	73		WI		
83	CORNELIUS, JUDITH	F	10/15/1942	71	70	WI	3	3
	MINER, ROBERT	M	9/3/1936	77		WI		
84	RIESEN, LIZ	F	5/13/1940	73	70	WI	1	1
	RIESEN, DICK	M	7/25/1938	75		WI		

# Mixed Doubles 50-54

- 1 Find your team number on the top.
- 2 Keep moving down until you reach the row of your opponent's team number.
- 3 Enter your score.

For games that were won by two, winner should mark 15 or 11; loser marks 13 or 9.

		Your Team								
		Team #	49	50	51	52	49	50	51	52
Your Opponent	49			2	8	0		0	7	8
	50		15		15	15	15		15	15
	51		15	1		8	15	5		15
	52		15	13	15		15	3	9	
Games won:							6	0	3	3
Total Points:							90	24	69	61

# Mixed Doubles 55-59

- 1 Find your team number on the top.
- 2 Keep moving down until you reach the row of your opponent's team number.
- 3 Enter your score.

For games that were won by two, winner should mark 15 or 11; loser marks 13 or 9.

		Your Team								
Team #		53	54	55	56	57	58	59	60	
Your Opponent	53		2	15	1	7	3	3	7	
	54	15		15	2	15	15	4	13	
	55	5	1		5	6	2	5	8	
	56	15	15	15		15	15	15	12	
	57	15	3	15	2		10	3	3	
	58	15	8	15	10	15		3	15	
	59	15	15	15	10	15	15		15	
	60	15	15	15	15	15	13	13		
Games won:		6	3	7	1	5	3	1	2	
Total Points:		95	59	105	45	88	73	46	73	

# Mixed Doubles 60-64 Red (R) Pool

- 1 Find your team number on the top.
- 2 Keep moving down until you reach the row of your opponent's team number.
- 3 Enter your score.

For games that were won by two, winner should mark 15 or 11; loser marks 13 or 9.

		Your Team					
Team #		62	63	65	66	68	69
Your Opponent	62		15	15	15	10	4
	63	9		15	15	15	13
	65	3	4		2	7	7
	66	11	3	15		8	12
	68	15	7	15	15		7
	69	15	15	15	15	15	
Games won:		2	2	5	4	2	0
Total Points:		53	44	75	62	55	43

# Mixed Doubles 60-64 White (W) Pool

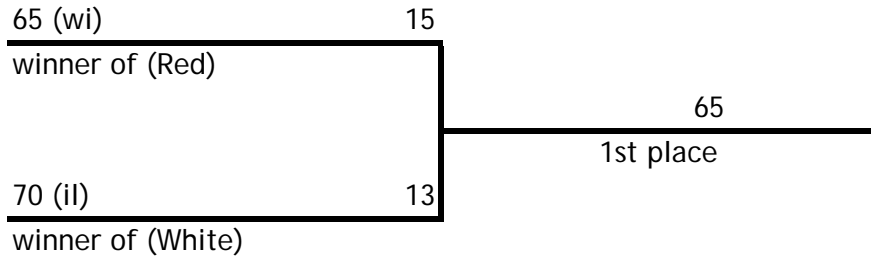
- 1 Find your team number on the top.
- 2 Keep moving down until you reach the row of your opponent's team number.
- 3 Enter your score.

For games that were won by two, winner should mark 15 or 11; loser marks 13 or 9.

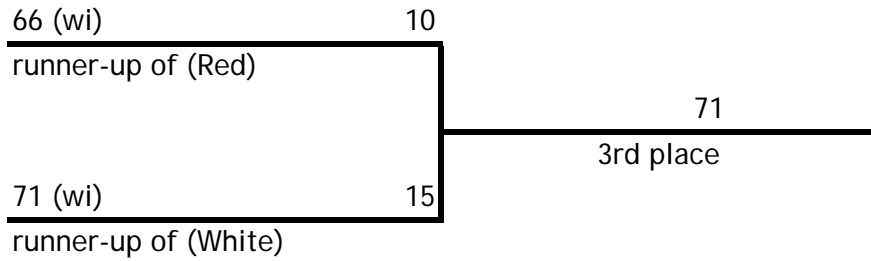
		Your Team				
Team #		61	64	67	70	71
Your Opponent	61		15	15	15	15
	64	7		15	15	15
	67	14	14		15	15
	70	1	11	0		5
	71	10	5	7	15	
Games won:		0	1	2	4	3
Total Points:		32	45	37	60	50

# Mixed Doubles 60-64 Playoff

1 game to 15 by 2



- 1 65 wi
- 2 70 il
- 3 71 wi
- 4 66 wi





# Mixed Doubles 65-69 Red (R) Pool

- 1 Find your team number on the top.
- 2 Keep moving down until you reach the row of your opponent's team number.
- 3 Enter your score.

For games that were won by two, winner should mark 15 or 11; loser marks 13 or 9.

		Your Team				
Team #		73	77	78	79	81
Your Opponent	73		5	7	4	9
	77	15		15	1	14
	78	15	5		6	12
	79	15	15	15		15
	81	15	15	15	4	
Games won:		4	2	3	0	1
Total Points:		60	40	52	15	50

# Mixed Doubles 65-69 White (W) Pool

- 1 Find your team number on the top.
- 2 Keep moving down until you reach the row of your opponent's team number.
- 3 Enter your score.

For games that were won by two, winner should mark 15 or 11; loser marks 13 or 9.

		Your Team				
Team #		72	74	75	76	80
Your Opponent	72		15	13	15	15
	74	13		13	15	15
	75	15	15		15	15
	76	6	5	12		15
	80	10	2	5	8	
Games won:		1	2	0	3	4
Total Points:		44	37	43	53	60

# Mixed Doubles 65-69 Playoff

play best of 3, games to 11 by 2

73 (wi) 11

winner of (Red)

80 (mn) 15

winner of (White)

80

1st place

1 80 mn

2 73 wi

3 78 wi

4 76 il

5 74 wi

6 77 wi

78 (wi) 15

runner-up of (Red)

76 (il) 12

runner-up of (White)

78

3rd place

77 (wi) 9

runner-up of (Red)

74 (wi) 15

runner-up of (White)

74

5th place

# Mixed Doubles 70-74

- 1 Find your team number on the top.
- 2 Keep moving down until you reach the row of your opponent's team number.
- 3 Enter your score.

For games that were won by two, winner should mark 15 or 11; loser marks 13 or 9.

		Your Team								
		82	83	84				82	83	84
Your Opponent	Team #	82								
	82			6					3	14
	83	15					15			15
	84	13		1			15		3	
Games won:								3	0	3
Total Points:							58	13		59